



## ANKARA BAĞIMSIZ DENETİM ANONİM ŞİRKETİ

### INDEPENDENT AUDITORS' REPORT ON THE CONSOLIDATED FINANCIAL STATEMENTS FOR THE PERIOD January 1, 2023 –December 31, 2023

#### INDEPENDENT AUDITOR'S REPORT

##### Amnesty International – Turkey Branch

#### A. Audit of the Consolidated Financial Statements

##### 1. Opinion

We have audited the accompanying consolidated financial statements of Amnesty International Turkey (collectively referred to as “the Group”), which comprise the consolidated statement of financial position as at 31 December 2023 and the consolidated statement of profit or loss.

In our opinion, the accompanying consolidated financial statements present fairly, in all material respects, the financial position of the Group as at December 31, 2023, and its financial performance for the year then ended in accordance Amnesty International group polices.

##### 2. Basis for Opinion

We conducted our audit in accordance with International Standards on Auditing (“ISAs”). Our responsibilities under those standards are further described in the Auditor’s Responsibilities for the Audit of the consolidated financial statements section of our report. We are independent of the Group in accordance with the International Ethics Standards Board for Accountants’ Code of Ethics for Professional Accountants (“IESBA Code”), and we have fulfilled our other ethical responsibilities in accordance with the IESBA Code. We believe that the audit evidence we have obtained is sufficient and appropriate to provide a basis for our opinion.

##### 3. Other Considerations

The financial statements of Amnesty International Turkey Branch and Amnesty International Turkey’s Enterprise for the accounting period ending on 31 December 2022 were audited by another independent audit firm and an unqualified opinion was expressed in the report dated 14.06.2023.

##### 4. Matters to be Drawn Attention

Although Association and its Enterprise is not obliged to have an independent audit, it has chosen our company as the auditor to the 2023 consolidated financial statements.





## ANKARA BAĞIMSIZ DENETİM ANONİM ŞİRKETİ

### 5. Responsibilities of Management and Those Charged with Governance for the consolidated financial statements

Management is responsible for the preparation and fair presentation of the consolidated financial statements in accordance with Amnesty International group polices, and for such internal control as management determines is necessary to enable the preparation of consolidated financial statements that are free from material misstatement, whether due to fraud or error. In preparing the consolidated financial statements, management is responsible for assessing the Group's ability to continue as a going concern, disclosing, as applicable, matters related to going concern and using the going concern basis of accounting unless management either intends to liquidate the Group or to cease operations, or has no realistic alternative but to do so. Those charged with governance are responsible for overseeing the Group's financial reporting process. In preparing the financial statements, management is responsible for assessing the Group's ability to continue as a going concern, disclosing, as applicable, matters related to going concern and using the going concern basis of accounting unless management either intends to liquidate the Group or to cease operations, or has no realistic alternative but to do so. Those charged with governance are responsible for overseeing the Group's consolidated financial reporting process

### 6. Auditor's Responsibilities for the Audit of the consolidated financial statements

Our objectives are to obtain reasonable assurance about whether the consolidated financial statements as a whole are free from material misstatement, whether due to fraud or error, and to issue an auditor's report that includes our opinion. Reasonable assurance is a high level of assurance, but is not a guarantee that an audit conducted in accordance with ISAs will always detect a material misstatement when it exists. Misstatements can arise from fraud or error and are considered material if, individually or in the aggregate, they could reasonably be expected to influence the economic decisions of users taken on the basis of these consolidated financial statements.

As part of an audit in accordance with ISAs, we exercise professional judgment and maintain professional skepticism throughout the audit. We also:

- Identify and assess the risks of material misstatement of the consolidated financial statements, whether due to fraud or error, design and perform audit procedures responsive to those risks, and obtain audit evidence that is sufficient and appropriate to provide a basis for our opinion. The risk of not detecting a material misstatement resulting from fraud is higher than for one resulting from error, as fraud may involve collusion, forgery, intentional omissions, misrepresentations, or the override of internal control.
- Obtain an understanding of internal control relevant to the audit in order to design audit procedures that are appropriate in the circumstances, but not for the purpose of expressing an opinion on the effectiveness of the Group's internal control.
- Evaluate the appropriateness of accounting policies used and the reasonableness of accounting estimates and related disclosures made by management.
- Conclude on the appropriateness of management's use of the going concern basis of accounting and, based on the audit evidence obtained, whether a material uncertainty exists





## ANKARA BAĞIMSIZ DENETİM ANONİM ŞİRKETİ

related to events or conditions that may cast significant doubt on the Group's ability to continue as a going concern. If we conclude that a material uncertainty exists, we are required to draw attention in our auditor's report to the related disclosures in the consolidated financial statements or, if such disclosures are inadequate, to modify our opinion. Our conclusions are based on the audit evidence obtained up to the date of our auditor's report. However, future events or conditions may cause the Group to cease to continue as a going concern.

- Evaluate the overall presentation, structure and content of the consolidated financial statements, including the disclosures, and whether the consolidated financial statements represent the underlying transactions and events in a manner that achieves fair presentation.
- Obtain sufficient appropriate audit evidence regarding the financial information of the entities or business activities within the Group to express an opinion on the consolidated financial statements. We are responsible for the direction, supervision and performance of the Group audit. We remain solely responsible for our audit opinion.

We communicate with those charged with governance regarding, among other matters, the planned scope and timing of the audit and significant audit findings, including any significant deficiencies in internal control that we identify during our audit.

We provide with those charged with governance with a statement that we have complied with relevant ethical requirements regarding independence. We also communicate with them all relationships and other matters that may reasonably be thought to bear on our independence, and where applicable, related safeguards.

### **B. Report on Other Liabilities arising from the Legislation**

It has been determined that the Company's legal books and documents are in accordance with the Law on Associations No.5253 no errors and / or frauds and irregularities have been encountered.

It has been determined that the Economic Enterprise prepared its balance sheet and income statement dated 31.12.2023 in accordance with the TPL General Communiqué No. 555.





## ANKARA BAĞIMSIZ DENETİM ANONİM ŞİRKETİ

### C. Other Matters

Only the balance sheet and income statement of the Association and the Economic Enterprise have been prepared in accordance with the Article 41 of the Associations Regulation dated March 31, 2015 and numbered 25772 and no explanatory information and notes are included in the financial statements.

**ANKARA BAĞIMSIZ DENETİM DANIŞMANLIK A.Ş.**

**Aydemir KUŞAKCI**  
**Independent Auditor**




**Ankara, 12.06.2024**

**AMNESTY INTERNATIONAL TURKEY BRANCH AND AMNESTY INTERNATIONAL TURKEY'S ENTERPRISE**

Consolidated Financial Statements For The Years Ended On 31 December 2023 and 31 December 2022


*(Amounts expressed in Turkish Lira ("TRY") unless otherwise indicated.)*

ASSETS	AUDITED PREVIOUS PERIOD 31.12.2022		AUDITED CURRENT PERIOD 31.12.2023	
	<b>I. CURRENT ASSETS</b>		<b>9.347.665</b>	
<b>A. Liquid Assets</b>		<b>9.096.763</b>		<b>24.765.674</b>
1 Cash	3.011		3.616	
2 Banks	9.057.168		24.723.125	
3 Other Current Assets	36.584		38.933	
<b>C. Trade Receivables</b>		<b>14.594</b>		<b>16.454</b>
1 Costumer	2.525		1.385	
2 Deposits And Guarantees Given	12.069		15.069	
<b>D. Other Receivables</b>		<b>81.537</b>		<b>44.945</b>
1 Receivables from Employees	--		--	
2 Other Receivables	81.537		44.945	
<b>E. Inventories</b>		<b>35.032</b>		<b>385.191</b>
1 Other Inventories	8.449		90.923	
2 Advances Given Purchases	26.583		294.268	
<b>H. Other Current Assets</b>		<b>119.739</b>		<b>128.482</b>
1 Deferred VAT	117.383		124.490	
2 Prepaid Taxes and Funds	2.128		3.764	
3 Advances to Employees	--		--	
4 Advances	228		228	
<b>II. NON-CURRENT ASSET</b>		<b>178.971</b>		<b>144.700</b>
<b>D. Tangible Assets</b>		<b>174.681</b>		<b>123.653</b>
1 Machinery, Plant and Equipment	1.014		1.014	
2 Furniture and Fixtures	523.903		548.029	
3 Other Tangible Assets	5.303		5.303	
4 Accumulated Depreciation (-)	(355.539)		(430.693)	
<b>E. Intangible Assets</b>		<b>2.936</b>		<b>2.206</b>
1 Special Cost	174.738		174.738	
2 Accumulated Depreciation (-)	(171.802)		(172.532)	
<b>G. Expenses and incomes for Future Years</b>		<b>1.354</b>		<b>18.841</b>
1 Expenses for Future Years	1.354		18.841	
<b>TOTAL ASSETS</b>		<b>9.526.636</b>		<b>25.485.446</b>



**AMNESTY INTERNATIONAL TURKEY BRANCH AND AMNESTY INTERNATIONAL TURKEY'S ENTERPRISE**  
 Consolidated Financial Statements For The Years Ended On 31 December 2023 and 31 December 2022  
 (Amounts expressed in Turkish Lira ("TRY") unless otherwise indicated.)

LIABILITIES	AUDITED PREVIOUS PERIOD 31.12.2022			AUDITED CURRENT PERIOD 31.12.2023		
	<b>I. SHORT TERM LIABILITIES</b>			1.087.979		
<b>B. Trade Payables</b>		316.120			447.752	
1 Suppliers	315.632			447.752		
2 Other Trade Payables	488			--		
<b>C. Other Liabilities</b>		21.858			44.903	
1 Payables to Personnel	18.795			38.180		
2 Other Liabilities	3.063			6.723		
<b>D. Advances Receivables</b>		536			--	
1 Other Advances Received	536			--		
<b>E. Taxes Payable and Other Liabilities</b>		749.465			863.604	
1 Taxes Payable	277.008			257.303		
2 Social Security Withholdings Payable	447.649			606.301		
3 Other Liabilities Payable	24.808			--		
<b>III. EQUITY</b>			8.438.657			24.129.187
<b>A. Capital Receipts</b>		--			99.714	
1 Positive Distinction From Share Capital Adjustment	--			99.714		
<b>D. Accumulates Profit</b>		9.996.347			11.128.655	
1 Accumulates Profit	9.996.347			11.128.655		
<b>E. Accumulates Loss</b>		(1.571.602)			(2.787.136)	
1 Accumulates Loss (-)	(1.571.602)			(2.787.136)		
<b>F. Net Profit or Loss for the Period</b>		13.912			15.687.954	
1 Net Profit or Loss for the Period	13.912			15.687.954		
<b>TOTAL LIABILITIES</b>			9.526.636			25.485.446



**AMNESTY INTERNATIONAL TURKEY BRANCH AND AMNESTY INTERNATIONAL TURKEY'S ENTERPRISE**  
 Consolidated Financial Statements For The Years Ended On 31 December 2023 and 31 December 2022  
 (Amounts expressed in Turkish Lira ("TRY") unless otherwise indicated.)


	<b>01.01.2022</b>	<b>01.01.2023</b>
	<b>31.12.2022</b>	<b>31.12.2023</b>
<b>A. GROSS SALES</b>	<b>13.377.488</b>	<b>30.968.513</b>
1 International Sources Revenues	2.451.394	4.471.444
2 Domestic Sales	10.513.233	25.583.986
3 Other Revenues	412.861	913.083
<b>B. SALES DEDUCTIONS</b>	<b>-16.188</b>	<b>-19.770</b>
1 Sales Returns (-)	-16.188	-19.770
<b>C. NET SALES</b>	<b>13.361.300</b>	<b>30.948.743</b>
<b>D. COST OF SALES (-)</b>	<b>-134.800</b>	<b>-232.741</b>
1 Other Cost of Sales (-)	-92.652	-176.071
2 Cost of Services Provided (-)	-42.148	-56.670
<b>GROSS PROFIT OR LOSS</b>	<b>13.226.500</b>	<b>30.716.002</b>
<b>E. OPERATING EXPENSES (-)</b>	<b>-15.560.184</b>	<b>-27.880.613</b>
1 General Administration Expenses (-)	-15.560.184	-27.880.613
<b>OPERATING PROFIT OR LOSS</b>	<b>-2.333.684</b>	<b>2.835.389</b>
<b>F. EXPENSES FROM OTHER ORDINARY OPERATIONS</b>	<b>2.435.695</b>	<b>13.731.977</b>
1 Interest Income	139.457	269.707
2 Profit from Foreign Currency Exchange	2.296.238	13.462.270
<b>G. EXPENSES FROM OTHER ORDINARY OPERATIONS</b>	<b>-86.701</b>	<b>-879.322</b>
1 Losses from Foreign Currency Exchange (-)	-86.701	-879.322
<b>ORDINARY PROFIT OR LOSS</b>	<b>15.310</b>	<b>15.688.044</b>
<b>I. EXTRAORDINARY REVENUES AND PROFITS</b>	<b>199</b>	<b>1.505</b>
1 Extraordinary Revenues and Profits	199	1.505
<b>J. EXTRAORDINARY EXPENSES AND LOSSES (-)</b>	<b>-1.597</b>	<b>-1.595</b>
1 Extraordinary Expenses and Losses (-)	-1.597	-1.595
<b>PROFIT OR LOSS FOR THE PERIOD</b>	<b>13.912</b>	<b>15.687.954</b>
<b>K. INCOME TAX EXPENSES (-)</b>	<b>0</b>	<b>0</b>
<b>NET PROFIT OR LOSS</b>	<b>13.912</b>	<b>15.687.954</b>



**AMNESTY INTERNATIONAL TURKEY BRANCH AND AMNESTY INTERNATIONAL TURKEY'S ENTERPRISE**  
 Consolidated Financial Statements of Income/Expenses (Actuals/Budgets)  
 (Amounts expressed in Turkish Lira ("TRY") unless otherwise indicated.)

**Amnesty International Turkey Branch Consolidated Revenue & Expense Statement Budget vs. Actuals FY 2023**

Jan to Dec 2023	2023 Actual	2023 Budget	Variance Act vs Bud	Variance Act vs Bud (%)
121 - Regular Giving : Auto-payment	4.451.674	3.599.179	852.495	23,69%
122 - Regular Giving: Other payment method	57.725	-	57.725	0,00%
123 - Non-regular donation	-	440.603	- 440.603	-100,00%
127-134, 138, 139 - Other fundraising income	221.616	24.000	197.616	823,40%
<b>120 - Total Fundraising Revenue</b>	<b>4.731.014</b>	<b>4.063.782</b>	<b>667.232</b>	<b>16,42%</b>
140 - Total Other Revenue	13.700.408	1.104.120	12.596.288	1140,84%
<b>115 - Total 3rd Party Revenue</b>	<b>13.700.408</b>	<b>1.104.120</b>	<b>12.596.288</b>	<b>1140,84%</b>
170 - Total Intercompany Revenue	25.583.683	22.333.549	3.250.134	14,55%
<b>110 - Total Revenue</b>	<b>44.015.106</b>	<b>27.501.451</b>	<b>16.513.655</b>	<b>60,05%</b>
210 - Total external fundraising expense	1.910.555	3.522.999	- 1.612.444	-45,77%
220 - Total Costs of goods sold	56.670	103.200	- 46.530	-45,09%
230 - Total staff cost	20.318.465	16.970.729	3.347.736	19,73%
260 - Total Travel Expense	675.806	289.000	386.806	133,84%
270 - Total Media and Communications Expense	1.247.597	1.428.400	- 180.803	-12,66%
280 - Total Publication and Printing Expense	350.338	429.000	- 78.662	-18,34%
310 - Total Professional and Consultancy Expense	1.144.784	60.000	1.084.784	1807,97%
330 - Total Premises Expenses	872.253	83.000	789.253	950,91%
340 - Total Office Expense	292.179	970.500	- 678.321	-69,89%
360 - Total Insurance Expense	3.752	10.000	- 6.248	-62,48%
370 - Total Equipment Expense	197.829	208.400	- 10.571	-5,07%
380 - Total Depreciation	76.073	-	76.073	0,00%
440 - Total Financial Expense	992.328	17.250	975.078	5652,62%
450 - Total Other Expenditure	188.523	3.247.823	- 3.059.300	-94,20%
<b>205 - Total 3rd Party Expenditure</b>	<b>28.327.150</b>	<b>27.340.301</b>	<b>986.849</b>	<b>3,61%</b>
<b>200 - Total Expenditure</b>	<b>28.327.150</b>	<b>27.340.301</b>	<b>986.849</b>	<b>3,61%</b>
<b>100 - Net Surplus/Deficit</b>	<b>15.687.956</b>	<b>161.150</b>	<b>15.526.805</b>	<b>9634,97%</b>





**AMNESTY INTERNATIONAL TURKEY BRANCH AND AMNESTY INTERNATIONAL TURKEY'S ENTERPRISE**

Consolidated Financial Statements of Income/Expenses (Actuals/Budgets)  
(Amounts expressed in Turkish Lira ("TRY")) unless otherwise indicated.)

**Amnesty International Turkey Branch Consolidated Revenue & Expense Statement Items Classified**

<i>Jan - Dec 2023</i>	<i>Priorities 1 and 2</i>	<i>Total Flexible areas of work</i>	<i>Total Priorities 1, 2 and flexible areas of work</i>	<i>Growing our resources</i>	<i>Total Strategic Priorities, Flexible areas and growing our resources</i>	<i>Total Operational Enabler Expense</i>	<i>Total Core Costs</i>	<i>Intercompany - All AI entities</i>	<i>Total cost centres 2022-2030</i>
120 - Total Fundraising Revenue	-	-	-	4.731.014	4.731.014	-	-	-	4.731.014
140 - Total Other Revenue	-	-	-	13.700.408	13.700.408	-	-	-	13.700.408
199 - Unallocated revenue	-	-	-	-	-	-	-	-	-
<b>115 - Total 3rd Party Revenue</b>	-	-	-	<b>18.431.423</b>	<b>18.431.423</b>	-	-	-	<b>18.431.423</b>
170 - Total Intercompany Revenue	-	-	-	-	-	-	-	25.583.683	25.583.683
<b>110 - Total Revenue</b>	-	-	-	<b>18.431.423</b>	<b>18.431.423</b>	-	-	<b>25.583.683</b>	<b>44.015.106</b>
210 - Total external fundraising expense	80.924	-	80.924	1.817.020	1.897.944	12.611	-	-	1.910.555
220 - Total Costs of goods sold	-	-	-	56.670	56.670	-	-	-	56.670
230 - Total staff cost	10.036.079	1.516.210	11.552.289	3.085.849	14.638.138	51.416	5.628.911	-	20.318.465
250 - Total Third Party Human Rights Expense	-	-	-	-	-	-	-	-	-
260 - Total Travel Expense	88.392	25.241	113.633	4.059	117.692	2.473	555.642	-	675.806
270 - Total Media and Communications Expense	443.451	-	443.451	468.892	912.343	200.362	134.892	-	1.247.597
280 - Total Publication and Printing Expense	334.842	-	334.842	7.550	342.392	-	7.946	-	350.338
310 - Total Professional and Consultancy Expense	244.964	-	244.964	20.563	265.527	36.040	843.216	-	1.144.784
330 - Total Premises Expenses	107.601	-	107.601	1.811	109.412	176.071	586.770	-	872.253
340 - Total Office Expense	16.272	-	16.272	160.977	177.249	4.996	109.934	-	292.179
360 - Total Insurance Expense	-	-	-	-	-	-	3.752	-	3.752
370 - Total Equipment Expense	194.948	-	194.948	2.200	197.148	-	681	-	197.829
380 - Total Depreciation	-	-	-	-	-	-	76.073	-	76.073
440 - Total Financial Expense	-	-	-	89.490	89.490	-	902.838	-	992.328
450 - Total Other Expenditure	53.802	-	53.802	65.876	119.678	605	68.241	-	188.523
<b>205 - Total 3rd Party Expenditure</b>	<b>11.601.275</b>	<b>1.541.451</b>	<b>13.142.725</b>	<b>5.780.955</b>	<b>18.923.680</b>	<b>484.574</b>	<b>8.918.896</b>	-	<b>28.327.150</b>
560 - Total Intercompany Expense	-	-	-	-	-	-	-	-	-
<b>200 - Total Expenditure</b>	<b>11.601.275</b>	<b>1,541,451</b>	<b>13,142,725</b>	<b>5,780,955</b>	<b>18,923,680</b>	<b>484,574</b>	<b>8,918,896</b>	-	<b>28,327,150</b>
<b>100 - Net Surplus/Deficit</b>	<b>- 11.601.275</b>	<b>- 1,541,451</b>	<b>- 13,142,725</b>	<b>12,650,467</b>	<b>- 492,258</b>	<b>- 484,574</b>	<b>- 8,918,896</b>	<b>25,583,683</b>	<b>15,687,956</b>

